

T estpassport Q&A



La meilleure qualité le meilleur service

<http://www.testpassport.fr>

Service de mise à jour gratuit pendant un an

Exam : **MCD Level 1 Delta**

Title : MuleSoft Certified
Developer - Level 1 (Mule 4)
DELTA

Version : DEMO

1.What DataWeave expression transforms the example XML input to the CSV output?

```

<?xml version="1.0" encoding="UTF-8"?>
<sale>
  <item itemId="592" saleId="1000">
    <shipping>international</shipping>
    <desc>T-shirt Navy</desc>
    <size>L</size>
    <quantity>1</quantity>
    <price>20</price>
  </item>
  <item itemId="972" saleId="1000">
    <shipping>domestic</shipping>
    <desc>Cargo Shorts</desc>
    <size>XL</size>
    <quantity>2</quantity>
    <price>30</price>
  </item>
</sale>

```

```

Output Payload
1 @%dw 2.0
2 output application/csv
3 ---
4
5
6
7
8
9
10
11
12
13
14
15
16
17
..

```

```

index,sale,itemName,itemPrice,item
0,1000,T-shirt Navy,20,592
1,1000,Cargo Shorts,60,972

```

A)

```

payload.sale.*item map ( (value,index) -> {
  index: index,
  sale: value.@saleId,
  itemName: value.desc,
  itemPrice: (value.price) * (value.quantity),
  item: value.@itemId
} )

```

B)

```

payload.sale.*item map ( (value,index) -> {
  index: index,
  sale: value.saleId,
  itemName: value.desc,
  itemPrice: (value.price) * (value.quantity),
  item: value.itemId
} )

```

C)

```

payload.sale.item map ( (value,index) -> {
  index: index,
  sale: value.@saleId,
  itemName: value.desc,
  itemPrice: (value.price) * (value.quantity),
  item: value.@itemId
} )

```

D)

```

payload.sale.item map ( (value,index) -> {
  index: index,
  sale: value.saleId,
  itemName: value.desc,
  itemPrice: (value.price) * (value.quantity),
  item: value.itemId
} )

```

A. Option A

B. Option B

C. Option C

D. Option D

Answer: A

2.What payload is returned by a Database SELECT operation that does not match any rows in the database?

A. false

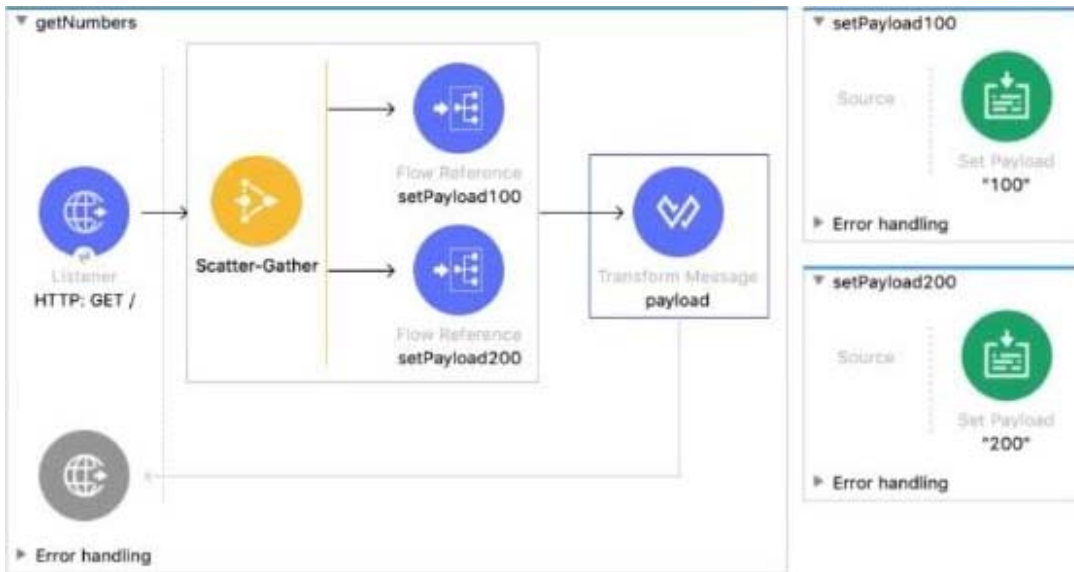
B. null

C. Exception

D. Empty Array

Answer: D

3.Refer to the exhibits.



```

<flow name="getNumbers" >
  <http:listener doc:name="HTTP: GET /" config-ref="HTTP_Listener_config" path="/" />
  <scatter-gather doc:name="Scatter-Gather" >
    <route >
      <flow-ref doc:name='setPayload100' name='setPayload100' />
    </route>
    <route >
      <flow-ref doc:name="setPayload200" name="setPayload200" />
    </route>
  </scatter-gather>
  <ee:transform doc:name="payload">
    <ee:message >
      <ee:set-payload ><![CDATA[%dw 2.0
        output application/json
        ---
        payload]]></ee:set-payload>
    </ee:message>
  </ee:transform>
</flow>
<flow name="setPayload100" ><set-payload value='#["100"]' doc:name='100' /></flow>
<flow name="setPayload200" ><set-payload value='#["200"]' doc:name='200' /></flow>

```

Each route in the Scatter-Gather sets the payload to the number shown in the label.

What response is returned to a web client request to the HTTP Listener?

A)

```
[
  {
    "attributes": ...,
    "payload": "100"
  },
  {
    "attributes": ...,
    "payload": "200"
  }
]
```

B)

```
{
  "0": "100",
  "1": "200"
}
```

C)

```
["100", "200"]
```

D)

```
{
  "0": {
    "attributes": ...,
    "payload": "100"
  },
  "1": {
    "attributes": ...,
    "payload": "200"
  }
}
```

A. Option A

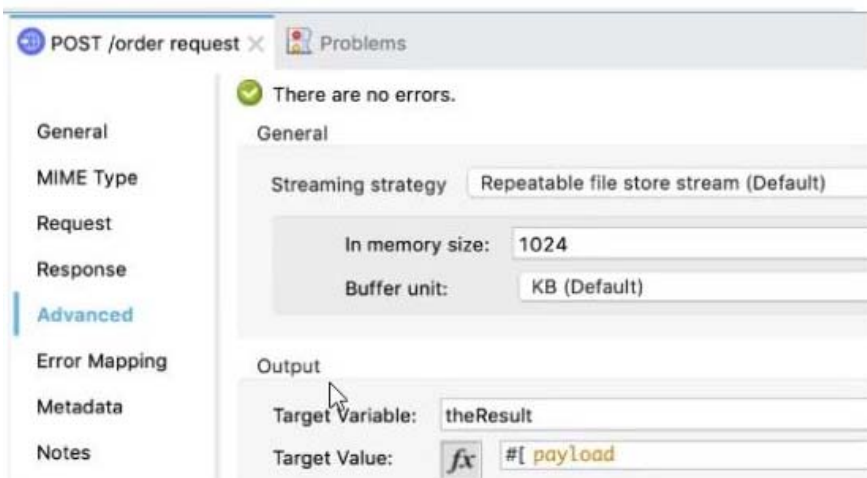
B. Option B

C. Option C

D. Option D

Answer: C

4.Refer to the exhibits.



In the requestFlow an HTTP Request operation is configured to send an HTTP request with an XML payload. The request is sent to the HTTP Listener in the transform Flow.

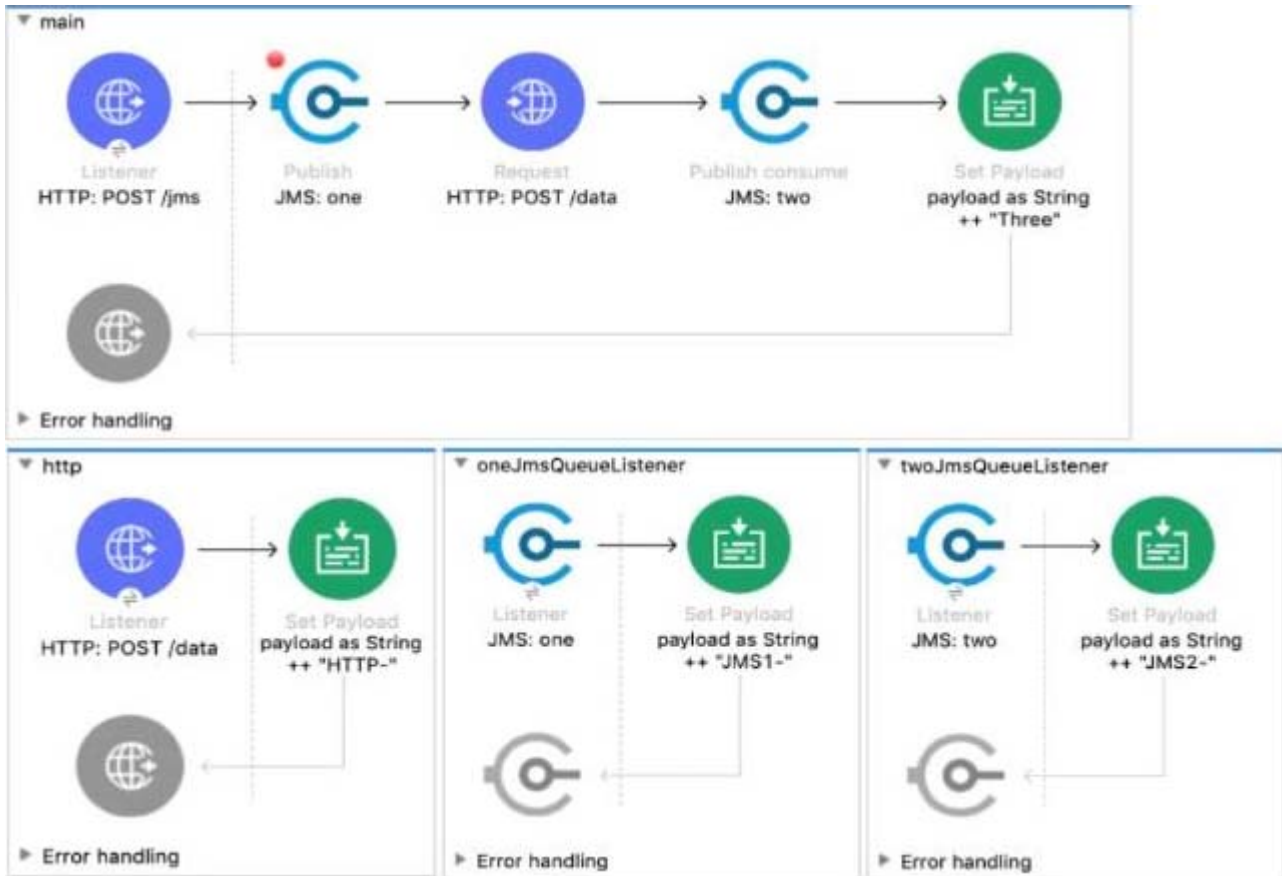
That flow transforms the incoming payload into JSON format and returns the response to the HTTP request. The response of the request is stored in a target variable named the Result.

What is the payload at the Logger component after the HTTP Request?

- A. A non-empty Java object
- B. The original XML payload
- C. null
- D. The returned JSON response

Answer: B

5.Refer to the exhibits.



A web client sends a POST request to the HTTP Listener with the payload "Hello-".

What response is returned to the web client?

- A. Hello- HTTP-] MS2-Three
- B. HTTP-JMS2-Three
- C. Helb-JMS1-HTTP-JMS2 -Three
- D. Hello-HTTP-Three

Answer: A